



Cool, Clean Fuel

15th Annual State of the Energy Industry Forum

**Charlie Riedl,
Executive Director of Center for LNG**

**Washington, DC
January 24, 2019**

Who We Are



U.S. LNG Update

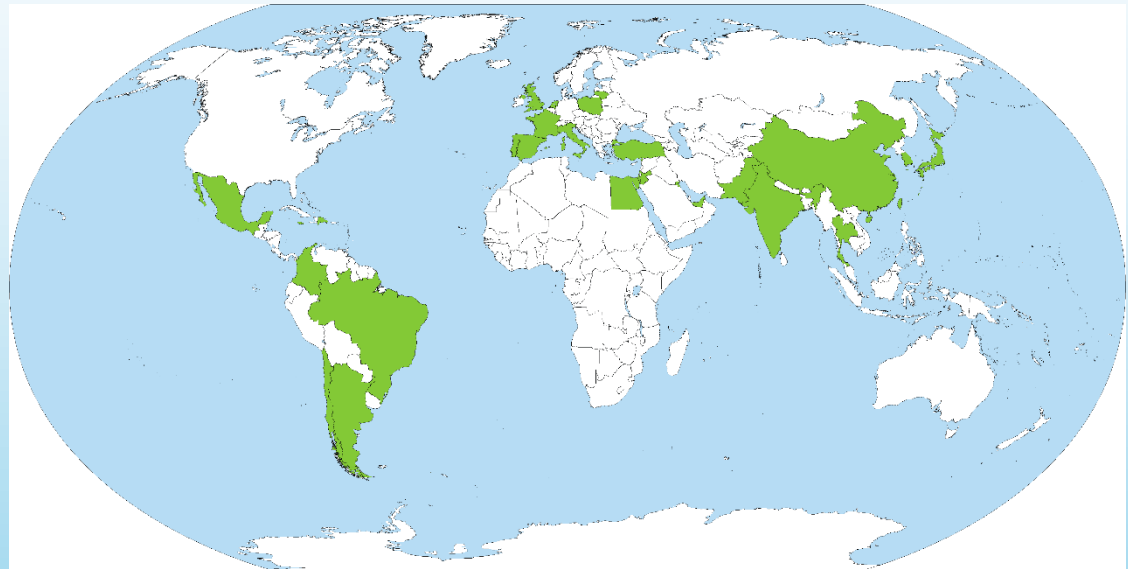
- In 2018:
 - The U.S. exported ~1 (Tcf) of natural gas, up from 708 Bcf in 2017
 - The U.S. exported to 28 countries
 - Dominion's Cove Point LNG and Cheniere's Corpus Christi export facilities entered service

Figure 2. Delivered LNG Exports by Terminal, Region & Country
Data from prior six weeks



U.S. LNG Update

- **A global supply race**
 - **US is the fastest growing in adding capacity**
 - **US to be 3rd largest supplier by 2019**
- **Since Feb. of 2016 US LNG cargoes have reached 30 countries, and the list continues to grow**



U.S. LNG Update

- LNG export terminals expected to reach 10 Bcf/d by the end of 2019
- U.S. is the fastest growing in terms of adding capacity

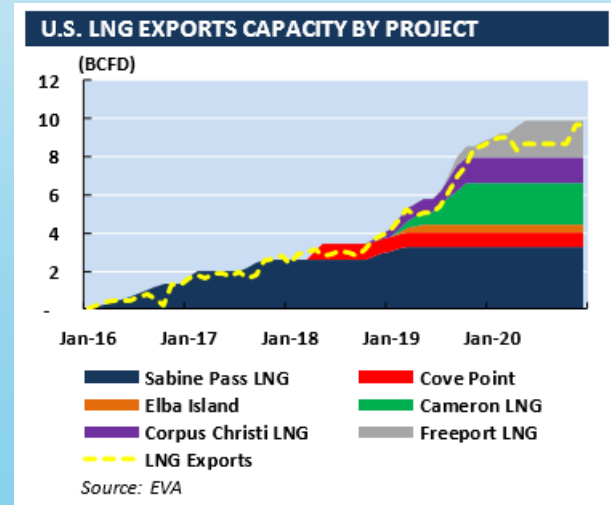
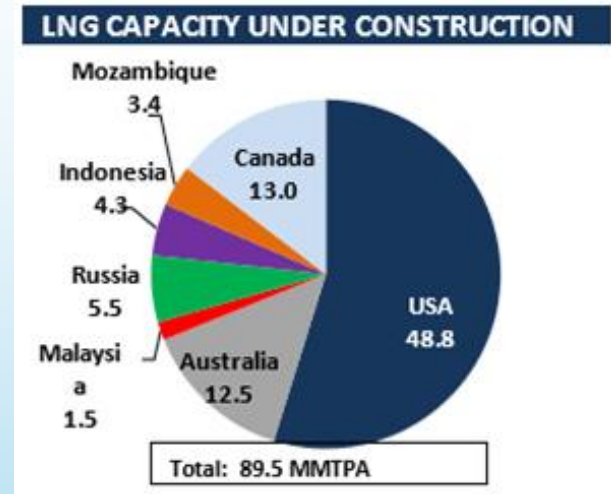


Chart: EVA

LNG Exports Projects in 2019

- **Likely that 3 new projects will begin exporting in 2019**
 - **Cameron LNG**
 - **Elba Island LNG**
 - **Freeport LNG**
- **Additional terminals are expected to make FID this year**
 - **Delfin LNG**
 - **Golden Pass LNG**
 - **Lake Charles LNG**
 - **Magnolia LNG**
 - **Driftwood LNG**



DOE and U.S. LNG

- **Recent Policy Statement on End Use Reporting strengthens the flexibility of U.S. LNG in the global market.**
- **Recent proposed rule making on filing of contracts and purchase agreements requires examination.**



FERC and U.S. LNG

- **FERC's Notice of Schedule Implementation**
- **A fully staffed FERC can better tackle permitting issues**
- **Impacts of a less than full commission on projects**



For more information visit:

www.lngfacts.org

The Center for Liquefied Natural Gas

Charlie Riedl, Executive Director

Follow us on Twitter @LNGfacts